




Device test card for eDRAULIC rescue cylinder		
for test equipment with electronic measuring transducer 176717000		
Device type:	Model:	LUKAS
Serial no.:		
Device holder:		
Regulations:	- operating instructions (device) - GUV-G 9102 - operating instructions (test equipment)	Test interval
		- according to GUV-G 9102 - after repair work

Basic safety instructions:

 **WARNING / CAUTION / PLEASE NOTE!**
Personal protective equipment must ALWAYS be worn when testing devices!

 In addition, adequate screening*) must ALWAYS be worn when carrying out the tests!
LUKAS rescue equipment may only be tested with LUKAS test equipment!

*) Appropriate screening may be obtained from your authorized LUKAS dealer or directly from LUKAS!

 **NOTE:**
Before using this test card, ensure that the card is up to date and only use the latest version.
The latest device test cards may be obtained from the LUKAS website or directly from LUKAS.

Test equipment required for eDraulic rescue cylinder:

- Test frame for rescue cylinder
- Measuring transducer
- Stop watch
- Appropriate protective screening

Evaluation:

Results:					
Repaired on:					
Released for use on:					
Blocked / no longer approved for use on:					
Signature of test person:					

Visual Inspection:

Tests	Target value	Results	Results	Results	Results
Housing undamaged, locked and ventilation slots free and clean					
Connection duct clean and undamaged					
Piston can be fully raised	1)				
Cylinder and piston rod undamaged and not deformed					
Correct and firm fit of claws,					
Claws can rotate and are undamaged					
General sealing (leaks)					
Operability of the star grip					
Labels complete and legible					
Illumination of main switch, work area and connection duct fully function (if this forms part of the device).					
Electrical contact surfaces clean and undamaged					
Power pack housing undamaged					
Power pack cables undamaged					
Battery housing undamaged					
Battery/batteries fully charged					
Charging state display of lithium/ion battery or batteries fully functional					

1) The target values are to be taken out of the target value table for LUKAS rescue equipment and entered in the test table.

Remarks about visual inspection:

Functional test:

Tests	Target value	Results	Results	Results	Results
Environmental temperature during functional test °C / °F	15...35 / 59...95				
Main switch is fully functional without faults	4)				
Star grip is fully functional without faults	5)				
No further movement when releasing the star grip while extending or retracting	2)				
Piston extension time, unloaded (in seconds)	3)				
Piston retraction time, unloaded (in seconds)	3)				
Compressive force test	3)				
Pressure force maintenance test Loss of pressure or force after 1 minute	max. 10%				

2) The star grip must automatically return to the neutral position and the piston rod may not automatically change position once it has returned to the neutral position (no run-on). If the conditions above are not met, a valve test must be carried out.

3) The target values are to be taken out of the target value table for LUKAS rescue equipment and entered in the test table.

4) Plug in a battery or the power pack and switch on the main switch. Ensure that the star grip is not activated! The electrical motor may not start up during this process!

5) When the battery or power pack has been connected and switched on at the main switch, the motor may not start up if the star grip is in the neutral position. Turn the star grip in one direction until the motor starts (Position 1). Wait a few seconds; the tool may not move during this time. Turn the star grip in the same direction up to the limit stop; the device must now start moving.

Remarks about functional test: